

SIZE CODES									
"H" HEIGHT	WIDTH "W"	05W	10W	15W	20W	25W	30W	35W	40W
		14 1/8"	26 1/8"	37 1/2"	49 1/2"	60 7/8"	72 7/8"	84 1/4"	96 1/4"
05H	14 7/8"	SIZE CODE NOTE: TO DETERMINE SIZE CODE OF DESIRED HOUSING, 05 SIZED UNITS REPRESENT A 12" NOMINAL SIZE FILTER AND 10 SIZED UNITS REPRESENT A 24" NOMINAL SIZED FILTER. IE: A 10HX15W UNIT WOULD ACCOMMODATE (1) 24"X24" NOMINAL FILTER AND (1) 24"X12" NOMINAL FILTER PLACED SIDE BY SIDE.							
10H	26 7/8"								
15H	39"								
20H	51"								
25H	63 1/8"								
30H	75 1/8"								
35H	87 1/4"	DEPTH "D"							
40H	99 1/4"	22	22 1/4"						
		34	34 1/4"						
		42	42"						


ORDER DETAILS				
ITEM#	HEIGHT	WIDTH	DEPTH	QTY. REQ'D
1				
2				
3				
4				
5				
<i>EX.</i>	<i>20H</i>	<i>15W</i>	<i>12</i>	<i>11</i>

STANDARD OPTIONS

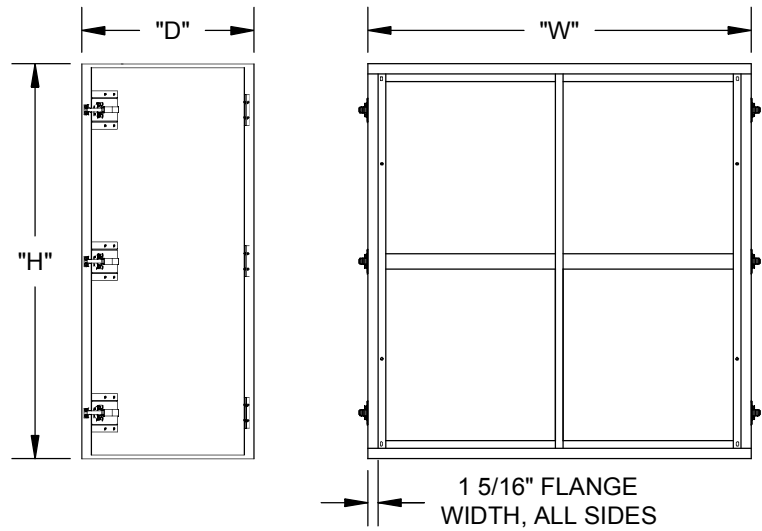
(CHECK IF APPLICABLE)

PREFILTER SIZE NONE <input type="checkbox"/> 2" (NOM.) <input type="checkbox"/> 4" (NOM.)	STATIC PRESSURE PORTS (REF. CSD-020) <input type="checkbox"/> PORTS ONLY (PLUGGED) <input type="checkbox"/> WITH OVERALL GAGE <input type="checkbox"/> FACTORY MOUNTED <input type="checkbox"/> SHIP LOOSE <input type="checkbox"/> MAGNEHELIC 2000 SERIES RANGE: _____ <input type="checkbox"/> PHOTOHELIC A3000 SERIES RANGE: _____
MATERIAL <input type="checkbox"/> GALVANIZED STEEL <input type="checkbox"/> ALUMINIZED STEEL <input type="checkbox"/> T-304L STAINLESS <input type="checkbox"/> T-316L STAINLESS	

AIR FLOW



HORIZONTAL (STANDARD)
 VERTICAL UPFLOW
 VERTICAL DOWNFLOW



DOORS

2 DOORS (STANDARD)
 1 DOOR (SPECIFY ACCESS)
 RIGHT HAND
 LEFT HAND

WEATHER PROOF GAGE BOX

INSULATION

2" THICK, FOIL BACKED, DOUBLE WALL

FLANGES

PLAIN (STANDARD)
 DRILLED (REF. CSD-016)
 UPSTREAM
 DOWNSTREAM

WEATHER COVER
 YES

LIFTING LUGS

2
 4

TRANSITIONS

UPSTREAM
 DOWNSTREAM
 SQUARE COLLAR: H/W ____X____
 ROUND COLLAR: ID _____

HIGH TEMP GASKET
 YES

STANDARD SPECS:

- UNIT SHALL BE MANUFACTURED FROM 16 GA. MATERIAL. ALUMINUM EXTRUSION TRACKS SHALL HAVE A NYLON PILE SEAL FOR SEALING THE FILTER EDGES. NEOPRENE GASKET SHALL SEAL DOOR EDGES. POLYURETHANE FOAM INSIDE ACCESS DOOR GASKETS FILTERS TO PREVENT BYPASS. DOORS ARE FITTED WITH POSITIVE PRESSURE TRIP LOCK LATCHES.
- UNIT IS DESIGNED TO ACCOMMODATE: 2" OR 4" NOM. PREFILTERS OR A COMBINATION OF BOTH.
- UNITS OVER 40W CAN BE PRODUCED BY COMBINING SMALLER UNITS TOGETHER. TO FIND THE WIDTH OF THOSE UNITS, ADD THE WIDTHS OF THE TWO SMALLER UNITS TOGETHER AND SUBTRACT 2-1/2". IE: A 60W UNIT WOULD BE (2) 30W UNITS TOGETHER, TO FIND WIDTH: 72-7/8" + 72-7/8" - 2-1/2" FOR A WIDTH OF 143-1/4".
- UNITS THAT ARE TO BE VERTICAL FLOW WILL COME EQUIPPED WITH SAFETY CHAINS ON DOORS. (ONE PER DOOR) DOOR WILL ALWAYS BE HINGED ON LOWER SIDE OF HOUSING WITH CHAIN ATTACHED TO DOOR AND LATCH SIDE.

** DEMISTER UNIT SHALL BE SAME AS ABOVE BUT WILL USE 16 GA U-TRACK INSTEAD OF ALUMINUM EXTRUSION TO HOLD FILTERS AND WILL HAVE 1/2" NPT HALF COUPLING WITH PLUG AS SHOWN IN DETAIL 'A.'


CUSTOMER INFORMATION

IF YOU DO NOT SEE THE OPTIONS YOU REQUIRE, THE MANUFACTURER CAN CUSTOM DESIGN YOUR HOUSING TO NEARLY ANY SIZE AND SPECIFICATION.

POLYSEAL

P&G MANUFACTURING

WASHINGTON N.C. 27889
 PHONE NO.: 252-946-9110
 FAX NO.: 252-946-4823



REV.	DRAWN BY DATE	DESCRIPTION:	APPR. BY DATE	SALES DRAWING			
				DRAWN BY: WMA	DATE: 5/7/2010	DWG SCALE: NTS	
THE DEVICE DEPICTED AND DESCRIBED HEREON EMBODIES PROPRIETARY INFORMATION OWNED BY P&G MANUFACTURING INC. ALL DESIGN, MANUFACTURING, REPRODUCTION, SALES, AND PATENT RIGHTS REGARDING THIS DEVICE OR DRAWING ARE RESERVED EXCEPT WHERE EXPLICIT RIGHT IS GRANTED IN WRITING.				UNLESS OTHERWISE SPECIFIED • ALL DIMENSIONS ARE IN INCHES • TOLERANCES FRACTION: $\pm 1/8"$ ARE: DECIMAL: $\pm .125"$ ANGULAR: $\pm 1^\circ$			
				APPROVED BY: JWW	DATE: 6/29/10	DRAWING NO.: CSD-002	SHEET 1 OF 1 REV. 0

DIMSCALE: 24" TEXT HEIGHT: